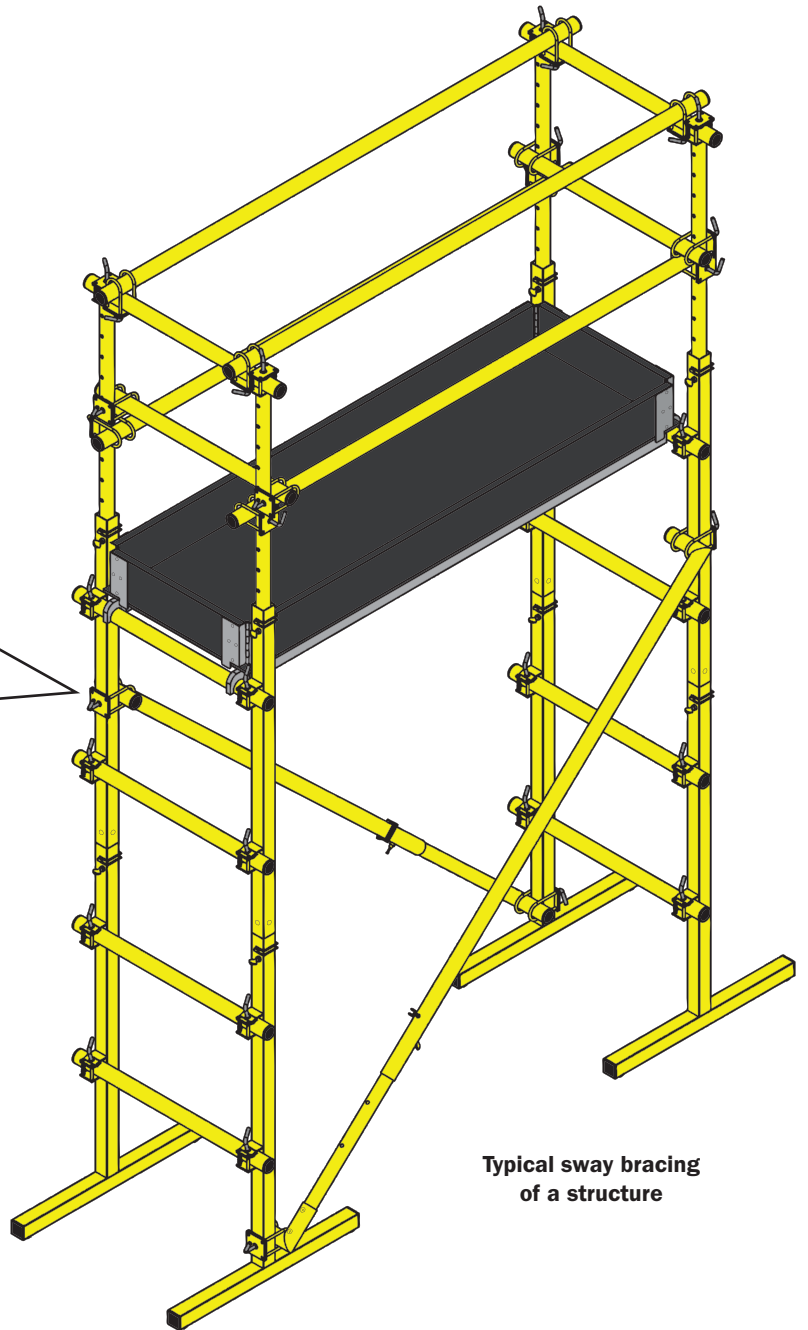
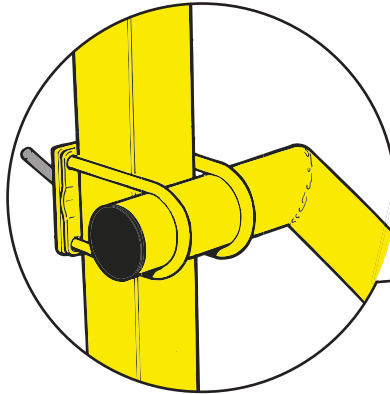


SWAY BRACE

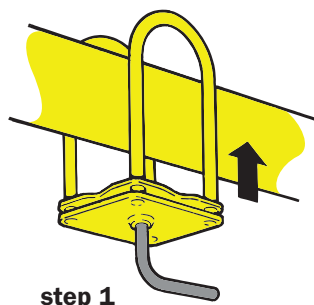
When erecting trestles using extensions, sway braces must be fitted using Lobands to ensure a rigid and safe structure.




Typical sway bracing
of a structure

LOBAND

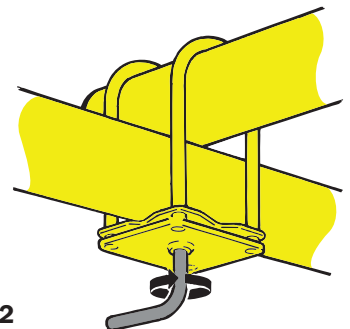
1. Slide Loband onto round or square tube, ensure the L-Bolt is out to the maximum.
2. Slide second tube through the loops to the required position and tighten the L-Bolt.
3. The same instructions apply when clamping round tube to square tube.
4. The Loband can be used to extend tube by connecting tubes in parallel.
5. **Always ensure the load is not supported by the Loband clamp.**



step 1



step 2



SAFE WORKING LOAD
550lbs / 250kgs

HAND TIGHT MEANS
5 Nm / 45 Inch-lbs